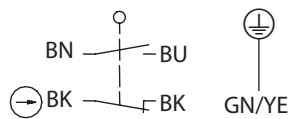


Metal bodied limit switch Series M49

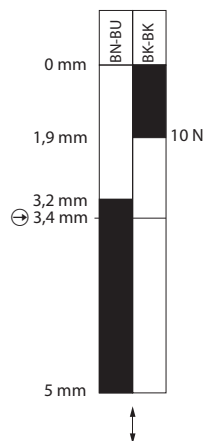
Description **M49-U1Z IWF Z**

Article number **6023000040**

Operating symbol

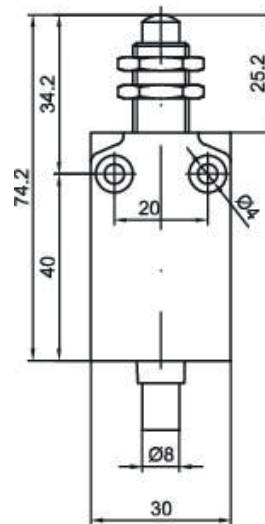


Operating diagram



On
 Off

Tolerance:
 Operating points $\pm 0,2$ mm;
 Direct opening action $\pm 0,2$ mm;
 Operating force $\pm 0,2$ N



Electrical Data

Rated insulation voltage	U_i 400 V
Conv. thermal current	I_{the} 10 A
Rated operational voltage	U_e 240 V AC / 24 V DC
Utilization category	AC-15, 240 V / 3 A; DC-13, 24 V / 2,8 A
Direct opening action	\ominus 30 N acc. to IEC/EN 60947-5-1
Short-circuit protective device $U_e < 500$ V a.c. - gG type fuses	Fuse 10 A gG
Protection class	I

Mechanical data	
Enclosure	Zn die-casting, powder coated, RAL 7001 (silver gray)
Actuator	Plunger (nickel plated brass) with fixing nuts
Ambient air temperature	
-during operation	-25 °C ... +70 °C
-for storage	-40 °C ... +70 °C
Contact type	Slow action, 1 N.C. (Form Zb), 1 N.O.
Mechanical life	10 x 10 ⁶ switching cycles
Switching frequency	3600 / h
Velocity for actuating	0,5 m/s
Resistance between contacts	< 25 mΩ
Connection	PVC 5 x AWG 18 UL cable, 1m length
Weight	0,190 kg
Installation position	All positions are authorized
Protection type	IP67 acc. to IEC/EN 60529

ID for safety engineering	
B10d	20 x 10 ⁶

Standards	
	DIN EN 60947-5-1

EU Conformity	
	acc. to directive 2014/35/EU (Low-Voltage-Directive)

Approvals	
	cUL _{US} (B300, R300)
	CCC

Notes	
	Type 4 -X – 6 enclosure (“indoor use only”) acc. to UL50